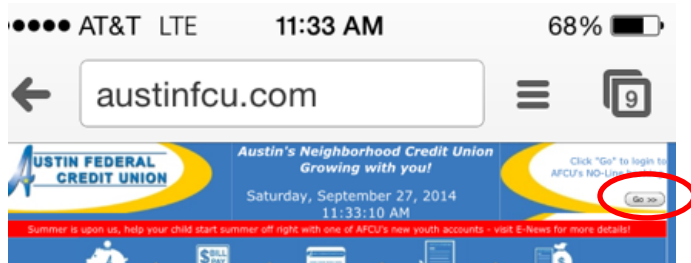
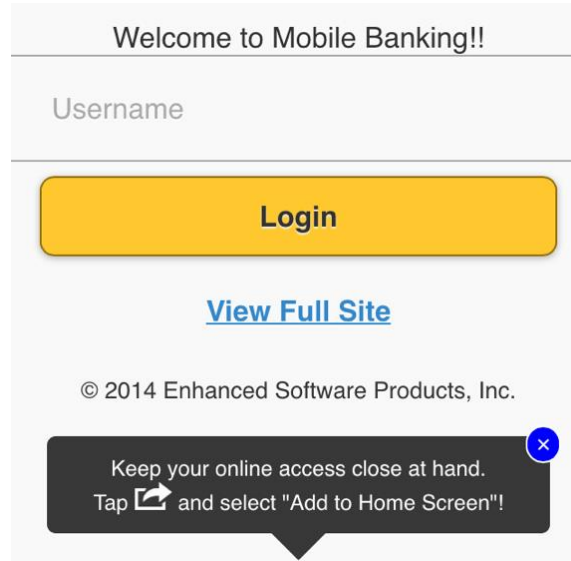


Setting a Home Page Icon for iPhone

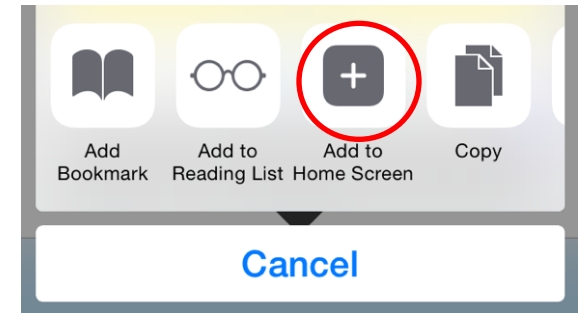


Navigate to "austinfcu.com" on your smart phone's web browser.

Click the "Go >>" button in the top corner just as you would when accessing No-Line Banking from your Desktop.



The first time you visit, you should see a pop up directing you to set the page as your home page.



In order to add the icon, you'll click the symbol below and select "Add to Home Screen"



This will add the link to Mobile Banking onto your homepage, allowing you to access it directly without the use of the browser on your phone.

Questions, Comments or Concerns? Call us at 512.444.6419 or email us at info@austinfcu.com